

UPUTE ZA KORIŠTENJE
SOFTVERA ZA PROVJERU
AUTENTIČNOSTI RADOVA
TURNITIN

Prijava u softver Turnitin

- Softveru možete pristupiti preko Internet stranice Knjižnice Kineziološkog fakultet u Zagrebu ([Korisni linkovi](#))
- Za pristup, molimo vas da se ulogirate koristeći svoj AAI korisnički identitet.
- Upute za prijavu: https://www.youtube.com/watch?v=vLOBL_uZdl4



Sveučilište u Zagrebu
Kineziološki fakultet

Pretraži...

Prijava u sustav

▶ UPIŠI 2024. ▶ NATJEČAJI ▶ KONFERENCIJE ▶ KNJIŽNICA ▶ IMENIK

NASLOVNICA O KNJIŽNICI KORISNE INFORMACIJE IZDAVAČKA DJELATNOST

NASLOVNICA >

O KNJIŽNICI

KORISNE INFORMACIJE

IZDAVAČKA DJELATNOST >

KORISNI LINKOVI

Katalog Knjižnice Kineziološkog fakulteta, Zagreb

> Ocjenski radovi

> Doktorski radovi

✓ Softver za provjeru plagiranja

Upute Turnitin studenti [235,64 KIB]

Pristup softveru

USLUGE ZA KORISNIKE

U knjižnici Kineziološkog fakulteta korisnici mogu koristiti sljedeće usluge:

Pitajte knjižničara

Rezervirajte knjižničara

Usluga **Pitaj knjižničara** informacijska je usluga namijenjena studentima i ostalim korisnicima, a služi za pronalaženje odgovarajućih izvora literature za seminarske, završne, diplomske radove te istraživanja i projekte.

Usluga **Rezerviraj knjižničara** usluga je namijenjena studentima i zaposlenicima koja omogućuje rezervaciju termina za konzultacije s knjižničarem.

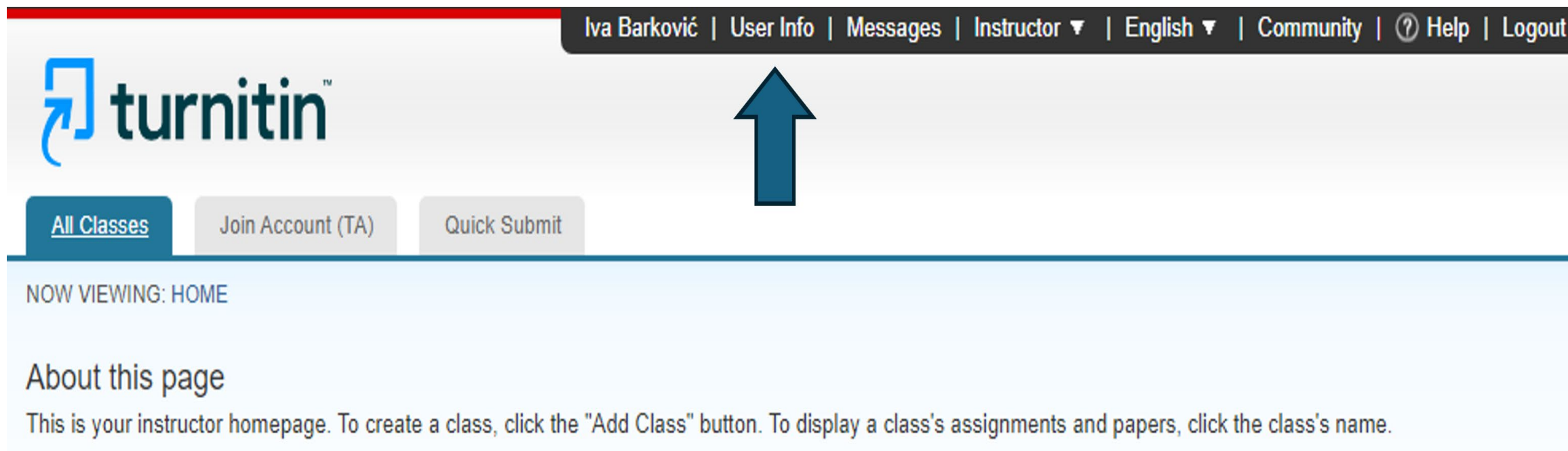
OBAVIJEŠTI

15. 5. 2024.

AKCIJA DOBROVOLJNOG DARIVANJA KRVI NA KINEZILOŠKOM FAKULTETU

Prilagođavanje postavki

- Kako biste omogućili brzu provjeru radova prvo je potrebno izvršiti promjenu korisničkih postavki putem opcije *User Info* (ova opcija se aktivira samo jednom)



The screenshot displays the Turnitin instructor interface. At the top, a dark navigation bar contains the user's name 'Iva Barković' and several menu items: 'User Info', 'Messages', 'Instructor' (with a dropdown arrow), 'English' (with a dropdown arrow), 'Community', 'Help' (with a question mark icon), and 'Logout'. A large blue arrow points upwards from the 'User Info' menu item. Below the navigation bar, the Turnitin logo is visible on the left, and three buttons are present: 'All Classes' (highlighted in blue), 'Join Account (TA)', and 'Quick Submit'. Below these buttons, a light blue banner indicates 'NOW VIEWING: HOME'. Underneath the banner, the text 'About this page' is followed by a paragraph: 'This is your instructor homepage. To create a class, click the "Add Class" button. To display a class's assignments and papers, click the class's name.'

Prilagođavanje postavki

- U postavkama je potrebno odabrati tajno pitanje i odgovor na njega.
- Nakon toga, potrebno je odabrati *Yes* kod opcije *Activate Quick Submit*.
- Kada ste ispravili sve postavke, potrebno je kliknuti gumb *Submit*.
- Ostale postavke nije potrebno mijenjati.

User Information/Account Settings

User Information ⓘ

User name
(Must be a valid email address)

Change your password
You will be required to log back in with your new password after the change has been saved. Your new password must:

- have a minimum of 12 characters
- include at least one number
- include upper and lower case letters
- include at least one special character (-!@#\$\$%^&*()-_+=[{}|;:~" '<> . ?)

Current password

Forgotten your password?

New password

Confirm new password

Select submit to save your password change.

Secret question
Please select a secret question.

Question answer

Account Settings ⚙

Default user type
Instructor

Default submission type
Single file upload

Activate quick submit
Yes

Items per page
25

File download format
Let me choose each time

Show page info
Yes

Send me email updates
No

Use class homepage link
No

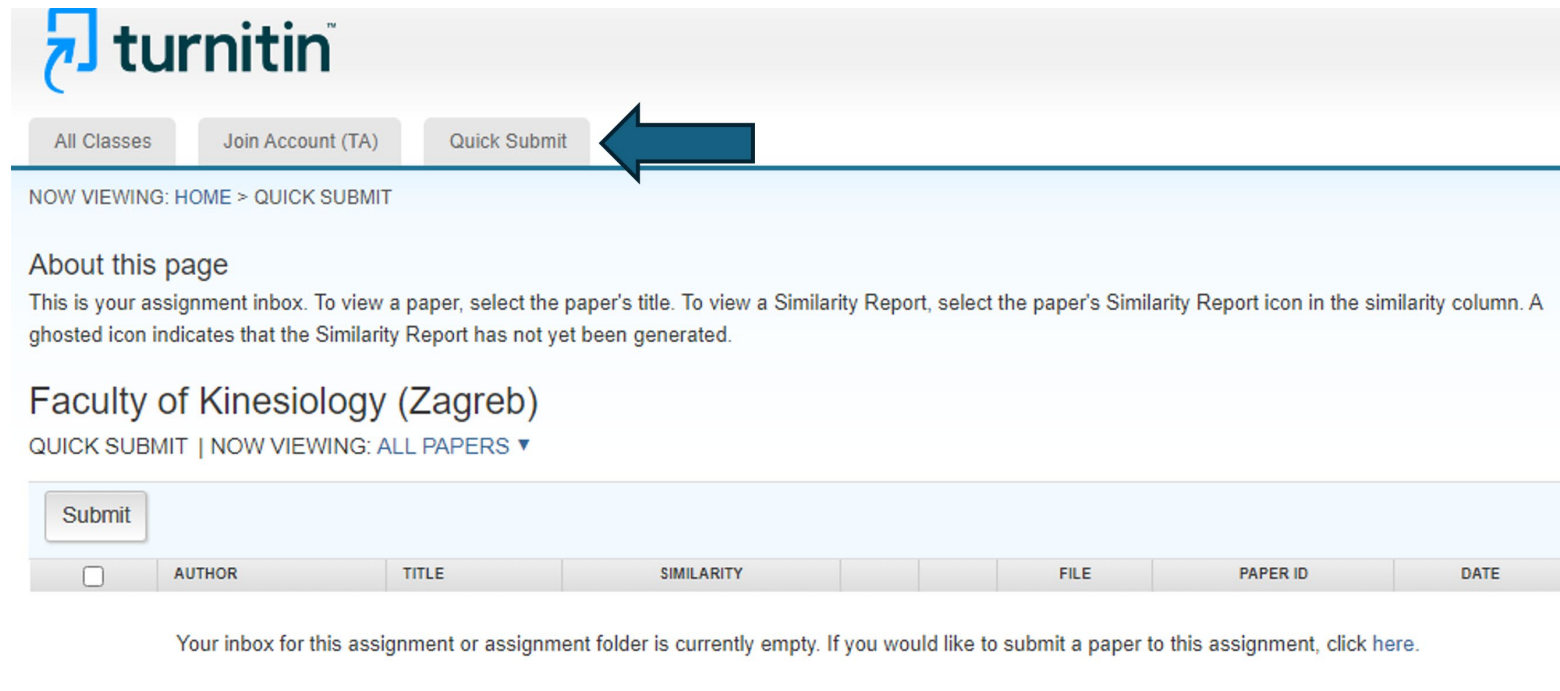
Link URL

Link name

Provjera radova

- Upute za samostalno provjeravanje radova (članci, knjige) pogledajte ovdje:

<https://www.youtube.com/watch?v=flflA9MsZlI&t=8s>



turnitin™

All Classes Join Account (TA) Quick Submit

NOW VIEWING: HOME > QUICK SUBMIT

About this page
This is your assignment inbox. To view a paper, select the paper's title. To view a Similarity Report, select the paper's Similarity Report icon in the similarity column. A ghosted icon indicates that the Similarity Report has not yet been generated.

Faculty of Kinesiology (Zagreb)
QUICK SUBMIT | NOW VIEWING: ALL PAPERS ▾

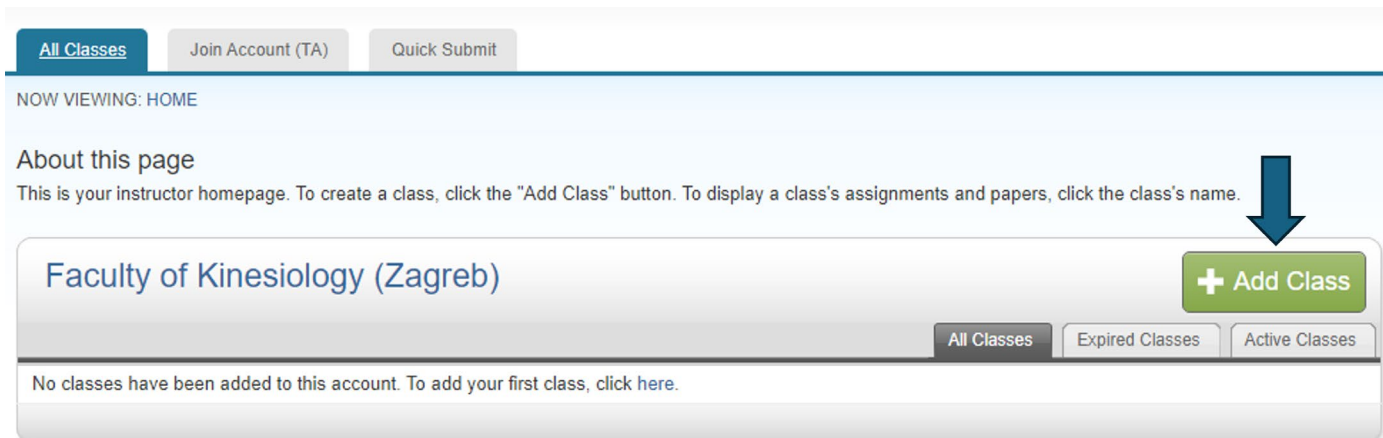
Submit

	AUTHOR	TITLE	SIMILARITY	FILE	PAPER ID	DATE
<input type="checkbox"/>						

Your inbox for this assignment or assignment folder is currently empty. If you would like to submit a paper to this assignment, click here.

Omogućavanje provjere studentskih radova

- Softver Turnitin provjerava autentičnost radova tako da svaki nastavnik kreira kolegij unutar kojeg postavlja zadaće – [video upute](#).
- Odaberite opciju *Add class* i ispunite obrazac. *Enrollment key* predstavlja šifru koju nastavnici dijele sa studentima kako bi studenti mogli pristupiti kolegiju.
- Ako ikada zaboravite ID razreda, to je broj s lijeve strane naziva razreda na vašem popisu razreda. Možete pregledati ili promijeniti upisni ključ uređivanjem razreda.



The screenshot shows the 'Class settings' form. It includes the following fields:

- * Class type: Standard (dropdown)
- * Class name: (text input)
- * Enrollment key: (text input, highlighted with a blue arrow)
- * Subject area(s): Select subject(s) (dropdown)
- * Student level(s): Select student level(s) (dropdown)
- Class start date: 16-Jan-2024
- * Class end date: 15-Jan-2025 (calendar icon)

At the bottom right, there are 'Cancel' and 'Submit' buttons.

Stvaranje zadatka


- Kliknite na naziv razreda kako biste ušli u razred i počeli stvarati zadatke (Add assignment).
- Prilikom otvaranja kolegija otvorit će se prozor gdje je potrebno upisati ime zadatke i odrediti vrijeme trajanje zadatke.
- U opciji *Submit papers to* odaberite opciju *Do not store the submitted papers* kako radovi ne bi ušli u repozitorij. Ako odaberete ovu opciju, moći ćete sami brisati radove iz sustava.
- Zatim je potrebno kliknuti opciju *Optional settings*.

About this page

To create an assignment, enter an assignment title and choose the start and due dates for the assignment. If you like, you can enter an additional assignment description. By default, papers submitted to this assignment will be checked against all of our databases. If you would like to create a custom search or view other advanced assignment options, click the "Optional settings" link.

Title	<input type="text" value="Proba"/>	Max Grade	<input type="text" value="100"/>
Instructions	<input type="text" value="Assignment instructions"/>	Start Date	<input type="text" value="2024-06-12 09:42"/>
Submit papers to	<input type="text" value="Do not store the submitted papers"/>	Due Date	<input type="text" value="2024-12-31 09:42"/>
		Feedback Release Date	<input type="text" value="2024-12-31 09:42"/>

[Optional Settings](#)



Stvaranje zadatka

- Kada kliknete *Optional settings* pojavit će se opcije koje je zatim potrebno označiti na ovaj način:

Submission settings

- Allow submission of any file type [?](#)
- Allow late submissions [?](#)
- Enable anonymous marking [?](#)

Similarity Report

- Generate Similarity Reports for student submission
- Generate reports immediately (students can resubmit until due date): A [?](#)
- Enable Translated Matching [What languages does Translated Matching support? \[?\]\(#\)](#)
- Allow students to view Similarity Reports [?](#)
- Exclude bibliographic materials [?](#)
- Exclude quoted materials [?](#)
- Exclude small sources [?](#)

Compare against

- Student paper repository
- Current and archived web site content
- Periodicals, journals and publications

- Na dnu opcija označite mogućnost spremanja svih opcija za buduće zadaće:

Additional settings

- Save these settings for future use [?](#)

Provjera izvornosti rada

- Nakon što studenti predaju svoje radove, moguće je započeti provjeru izvornosti sadržaja.
- Radovima pristupate putem opcije *View* u stupcu *Actions*.
- Na jednom mjestu će se nalaziti svi radovi vaših studenata kojima onda možete pristupiti pojedinačno.

Kineziološki fakultet u Zagrebu					
CLASS HOMEPAGE QUICKMARK BREAKDOWN					
	START	DUE	POST	STATUS	ACTIONS
Provjera radova za studente					
PAPER	15-Jan-2024 8:37AM	25-Aug-2024 11:59PM	N/A N/A	2 / 2 submitted	View More actions ▾

